

Flame Retardant

For UL 94 V-0 Certified Parts With Excellent Part Quality and Heat Resistance

Easily and quickly create stiff, creep-resistant, and functional plastic parts that perform well long-term in indoor and industrial environments. FR Resin is self-extinguishing and halogen-free with favorable flame, smoke, and toxicity (FST) ratings.

Custom jigs, fixtures, and replacement parts for industrial environments with high temperatures or ignition sources

Interior parts in airplanes, automobiles, and railways with excellent surface finish

Protective and internal consumer or medical electronics components



ORDER A FREE SAMPLE PART →



V1

FLFRGR01

* May not be available in all regions

MATERIAL PROPERTIES DATA

Flame Retardant Resin

Flammability ^{1,2}	Result			Method
UL 94	V-0 (3mm)	V-1 (2.5mm)	HB (1.5mm)	 Scan to view Blue Card
FAR 25.853 Appendix F, Part I (a) (1) (ii)12 seconds Vertical Burn	Pass (2.5mm)			

Smoke Toxicity ^{3,4}	Result		Method
	Ds @ 1.5 min	Ds @ 4 min	
Smoke Generation: Flaming at 3mm thickness	19.5	285	ASTM E662
Smoke Generation: Flaming at 5mm thickness	5	114	ASTM E662

Gas Toxicity ^{3,4}	Result			Method
Gas Toxicity at 3mm thickness	Pass	CO: 56 PPM HCN: 7 PPM SO2: <1 PPM (NO + NO2) NOx: <1 PPM	HCl: <1 PPM HF: <1 PPM	BSS 7239

		METRIC ^{3,5}			IMPERIAL ^{3,5}			METHOD
	Green	Post-Cured 70 °C 60m	Post-Cured 80 °C 120m	Green	Post-Cured 70 °C 60m	Post-Cured 80 °C 120m		

Mechanical Properties ^{5,6}							
Ultimate Tensile Strength	24 MPa	38 MPa	41 MPa	3560 psi	5590 psi	5990 psi	ASTM D638-14
Tensile Modulus	1.8 GPa	2.9 GPa	3.1 GPa	263 ksi	430 ksi	446 ksi	ASTM D638-14
Elongation at Break	20%	9.4%	7.1%	20%	9.40%	7.10%	ASTM D638-14

Flexural Properties							
Flexural Strength	36 MPa	72 MPa	75 MPa	5280 psi	10500 psi	10900 psi	ASTM D790-15
Flexural Modulus	1.3 GPa	2.7 GPa	2.7 GPa	188 ksi	392 ksi	401 ksi	ASTM D790-15

Impact Properties							
Notched Izod	19 J/m	22 J/m	22 J/m	0.36 ft-lbs/in	0.41 ft-lbs/in	0.42 ft-lbs/in	ASTM D256-10
Unnotched Izod	227 J/m	241 J/m	257 J/m	4.26 ft-lbs/in	4.51 ft-lbs/in	4.82 ft-lbs/in	ASTM D4812-11

Fracture Properties							
Maximum Stress Intensity Factor (Kmax)		1.05 MPa · m ^{1/2}	1.11 MPa · m ^{1/2}		956 psi · in ^{0.5}	1009 psi · in ^{0.5}	ISO 20795-1:2013(E), Section 8.6
Work of Fracture (Wf)		311 J/m ²	277 J/m ²		21 ft-lbs/ft ²	19 ft-lbs/ft ²	ISO 20795-1:2013(E), Section 8.6

Thermal Properties							
Heat Deflection Temp. @ 1.8 MPa	45 °C	71 °C	83 °C	113 °F	160 °F	181 °F	ASTM D648-16
Heat Deflection Temp. @ 0.45 MPa	55 °C	94 °C	111 °C	131 °F	201 °F	232 °F	ASTM D648-16
Coefficient of Thermal Expansion, 20°- 80°C		98.6 μm/m°C	68.1 μm/m°C		54.8 μin/in°F	37.8 μin/in°F	ASTM E813-13
Glass Transition Temperature (Tg)	101 °C	130 °C	144 °C	214 °F	266 °F	291 °F	Peak of tan delta, Heating Rate: 3°Cpm

MATERIAL PROPERTIES DATA

Flame Retardant Resin

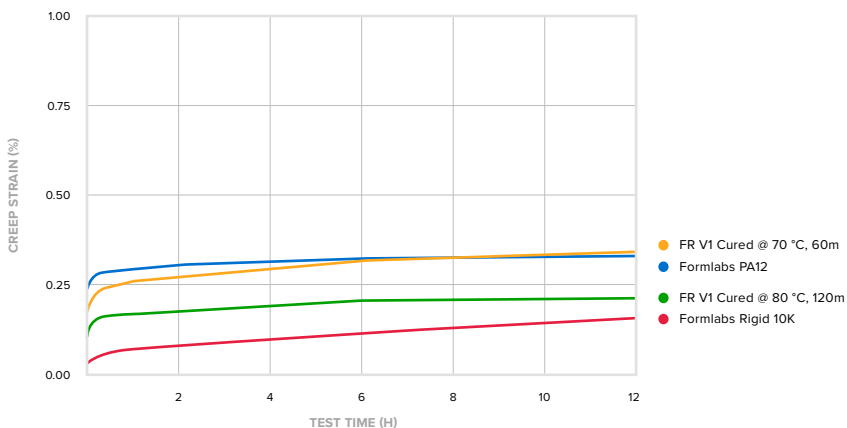
General Properties	Result		Method
Hardness	Green: 74D	Post Cured: 80D	ASTM D2240
Bulk Density	1.25 g/cm ³		ASTM D792-20
Viscosity (25 °C)	4500 - 5000 cP		
Color	Light grey		

Electrical Properties ^{3,5}	Result	Method
Dielectric Strength	15.1 kV/mm	ASTM D149
Dielectric Constant	3.83	ASTM D150, 0.5 MHz
Dielectric Constant	3.82	ASTM D150, 1.0 MHz
Dissipation Factor	0.024	ASTM D150, 0.5 MHz
Dissipation Factor	0.025	ASTM D150, 1 MHz
Volume Resistivity	2.1 x 10 ¹⁵ ohm-cm	ASTM D257

Outgassing ^{3,5}	Result	Method
Total Mass Loss and Collected Volatile Condensable Materials from Outgassing in a Vacuum Environment	Pass Total Mass Loss (TML): 0.87% Collected Volatile Condensable Material (CVCM): <0.01% Water Vapor Recovered (WVR): 0.2%	ASTM E595

Tensile Creep Resistance (ASTM D2990-17)

Creep resistance measurements of Formlabs materials tested at 65 °C and a 1.8 MPa load.



Formlabs Flame Retardant Resin parts have high creep resistance. Post-curing Flame Retardant Resin samples at 80 °C for 120 minutes shows improved creep resistance compared to post-curing at 70 °C for 60 minutes. Flame Retardant Resin samples post-cured at 80 °C and 120 minutes is slightly lower in creep resistance than Rigid 10K Resin samples. Flame Retardant Resin samples post-cured at 70 °C and 60 minutes showed similar creep behavior as Formlabs Nylon 12 SLS Powder.

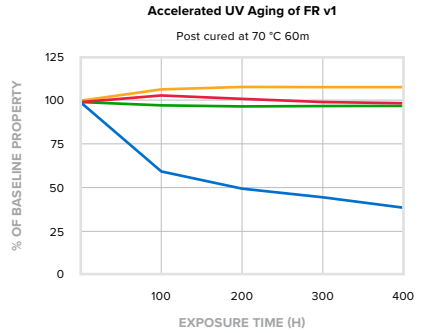
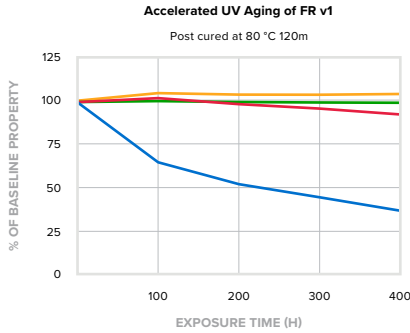
Accelerated UV Aging ^{3,5}

Method

Indoor UV Stability

Formlabs evaluated the UV aging performance of FR v1 using ASTM D4459, a test standard for xenon-arc exposure of plastics for indoor applications. This test simulates polymer aging due to solar radiation exposure through glass.

ASTM D4459
Standard practice for Xenon-Arc exposure of plastics intended for indoor applications



Accelerated UV Aging

ASTM 4459: Xenon-Arc, 0.8 W/m² at 420nm, 55 C, 50% RH
ASTM D638: Type 4, 5mm/min

● EAB (%) ● Modulus (%)
● UTS (%) ● Impact (%)

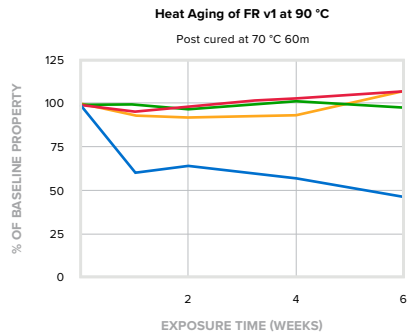
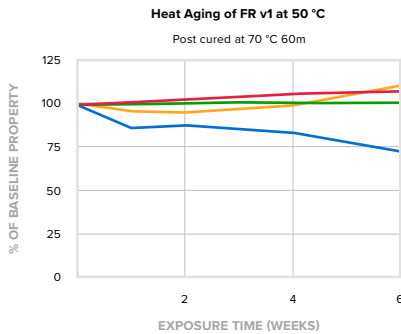
Long Term Aging ^{3,5}

Method

Heat Aging

Formlabs evaluated the heat aging performance of FR v1 using ASTM D3045, a test method for evaluating heat aging of plastics without load. In this test, mechanical properties of samples placed at 50 °C or 90 °C environments are measured at different durations of time for up to 6 weeks.

ASTM D3045
A test time of 6 weeks at 50 or 90 °C



Accelerated Heat Aging

ASTM D3045: 50C and 90C for 1, 2, 4 and 6 weeks each
ASTM D638: Type 4, 5mm/min

● EAB (%) ● Modulus (%)
● UTS (%) ● Impact (%)

SOLVENT COMPATIBILITY ³

Flame Retardant Resin

Percent weight gain over 24 hours for a printed and post-cured 1 x 1 x 1 cm cube immersed in respective solvent:

Cleaning Chemicals	24 hr weight gain, %
Acetone	2.1
Bleach ~5% NaOCl	0.3
Windex Powerized Formula	0.3
Hydrogen Peroxide (30%)	1
Soapy water	0.2
TPM	0.1
Distilled Water	0.2

Strong Acid/Base/Alcohol

Hydrochloric Acid (10%)	< 0.1
Sodium Hypochlorite Solution	< 0.1
Sodium hydroxide solution (0.025% pH = 10)	0.3
Salt Water (3.5% NaCl)	0.2
Isopropyl Alcohol	0.2
Hydrogen peroxide (3%)	0.2
Butyl Acetate	0.4
Sulfuric Acid (30%)	Disintegrated

Industrial Fluids

Gasoline ISO 1817, liquid C	< 0.1
Transmission Fluid (Havoline Synthetic ATF)	< 0.1
Engine Oil (Havoline SAE 5W-30)	< 0.1
Brake Fluid (Castrol DOT-4)	< 0.1
Diesel (Chevron #2)	< 0.1
Power Steering Fluid	< 0.1
Skydrol 5	< 0.1
Hydraulic Oil	< 0.1
Diethyl glycol monomethyl ether	0.3
Mineral oil, heavy	< 0.1
Mineral oil, light	< 0.1

¹ UL flammability rating bars were printed on Form 3+/Form 3 printers with 50µm Flame Retardant Resin settings, washed in a Form Wash for (a) 10 minutes in ≥99% Isopropyl Alcohol or (b) 15 minutes in ≥99% Tripropylene glycol monomethyl ether, with a quick water rinse, and then post-cured at 70°C for 60 minutes in a Form Cure. This rating can be achieved printing in any orientation and any available layer height on a Form 3, Form 3+, Form 3B, Form 3B+, Form 3L or Form 3BL

² FAR 25.853 Appendix F Part I (a) bars were printed on a Form 3L printer with 100µm Flame Retardant Resin settings, washed in a Form Wash L for 10 min in ≥99% Isopropyl Alcohol, and then post-cured at 70°C for 60 min in a Form Cure L.

³ Data for post-cured samples were printed on a Form3+ printer with 100 µm Flame Retardant Resin settings, washed in a Form Wash for 10 minutes in ≥99% Isopropyl Alcohol, and post-cured at 70°C for 60 minutes in a Form Cure unless specified otherwise.

⁴ 5mm thickness samples pass Smoke Tests based on a passing criteria of <200 for Ds @ 4 min in flaming mode for ASTM E 662. Users can additionally test samples for thicknesses between 3mm-5mm based on their design constraints. Samples pass Gas Toxicity at 3mm thickness.

⁵ Material properties may vary based on part geometry, print orientation, print settings, temperature, and disinfection or sterilization methods used.

⁶ Data for tensile samples were measured on Type I tensile bars printed on a Form 3+ printer with 100 µm Flame Retardant Resin settings, washed in a Form Wash for 10 minutes in ≥99% Isopropyl Alcohol, and post-cured at 70°C for 60 minutes or 80°C for 120 minutes in a Form Cure.

Flame Retardant Resin v1 - Plastics for Additive Manufacturing - Component

Plastics for Additive Manufacturing - Component

File Number: E530674



Printing Process Designation Number 1 ▾

COMPANY

Formlabs Inc
 35 Medford St. Suite 201
 Somerville, MA 02143 United States

MODEL INFO

Flame Retardant Resin v1
 Acrylate based Photosensitive Polymer, furnished as Liquid

FLAMMABILITY PROPERTIES	VALUE	TEST METHOD
Flammability		ANSI/UL 94
1.5 mm, Color: GY	HB	
2.5 mm, Color: GY	V-1	
3.0 mm, Color: GY	V-0	
ISO/IEC FLAMMABILITY PROPERTIES	VALUE	TEST METHOD
Flammability		IEC 60695-11-10
1.5 mm, Color: GY	HB75	
2.5 mm, Color: GY	V-1	
3.0 mm, Color: GY	V-0	

THERMAL PROPERTIES	VALUE	TEST METHOD
Relative Thermal Index - Electrical Strength		
1.5 mm	50 °C	UL 746B
2.5 mm	50 °C	
3.0 mm	50 °C	
Relative Thermal Index - Mechanical Impact		
1.5 mm	50 °C	UL 746B
2.5 mm	50 °C	
3.0 mm	50 °C	
Relative Thermal Index - Mechanical Strength		
1.5 mm	50 °C	UL 746B
2.5 mm	50 °C	
3.0 mm	50 °C	

PROCESSING PARAMETER	VALUE	TEST METHOD
Process Category	Vat Polymerization - Stereolithography (SLA)	
Build Plane	Horizontal & Vertical	
Layer Thickness	50.00 to 100.00 µm	
Post Process Method	Form Cure default time and temperature for the material, Form Wash in IPA or TPM	
Printer	Formlabs Form 3, Form 3(B), Form 3(+), Form 3(B)(-), Form 3L, Form 3(B)L	

Report Date: 2023-03-22
Revision Date: 2023-04-18

The appearance of a company's name or product in this database does not in itself assure that products so identified have been manufactured under UL Solutions' Follow - Up Service. Only those products bearing the UL Mark should be considered to be Certified and covered under UL Solutions' Follow - Up Service. Always look for the Mark on the product.

UL Solutions permits the reproduction of the material contained in Product IQ subject to the following conditions: 1. The Guide Information, Assemblies, Constructions, Designs, Systems, and/or Certifications (files) must be presented in their entirety and in a non-misleading manner, without any manipulation of the data (or drawings). 2. The statement "Reprinted from Product IQ with permission from UL Solutions" must appear adjacent to the extracted material. In addition, the reprinted material must include a copyright notice in the following format: "©2023 UL LLC."

**FAR 25.853 VERTICAL
FLAMMABILITY TESTING (12 SEC.)
FOR
FORMLABS
ON
2.5 MM
VTEC #100-7544-1
TESTED: MARCH 29, 2023**



VTEC Laboratories Inc.

March 29, 2023

Client: Formlabs
35 Medford Street
Somerville, MA 02143

I. SCOPE:

This report contains the reference to the test method, sample description, and test results.

II. TEST METHOD:

This test was conducted in accordance with the FAR 25.853, Appendix F, Part 25 Vertical Flammability (12 sec.) specification.

III. PASSING CRITERIA:

Fabrics, tested in both the weft and warp directions, must have an average burn length not exceeding 6 inches, an average after flame time not exceeding 15 seconds, and any dripping may not continue to flame for more than an average of 3 seconds after falling.

Disclaimer: This is a factual report of the results obtained from the laboratory test of sample products. The results may be applied only to the products tested and should not be construed as applicable to other similar products of the manufacturer. The report is not a recommendation or disapprobation by VTEC Laboratories, Inc. of the material tested. While this report may be used for obtaining product acceptance, it may not be used in advertising.

Notice: VTEC Laboratories Inc. will not be liable for any loss or damage resulting from the use of the data in this report, in excess of the invoice. This report pertains to the sample tested only. Such report shall not be interpreted to be a warranty, either expressed or implied as to the suitability or fitness of said sample for such uses or applications, as the party contracting for the report may apply such sample.

III. SAMPLE DESCRIPTION:

- 1) Manufacturer: Formlabs
- 2) Product Description: 2.5 mm
- 3) Color: Grey
- 4) Number of Specimens: 3
- 5) Specimen Dimensions: 3 x 13 inches
- 6) Material Description: By Manufacturer
- 7) Date of Selection: March 2023
- 8) Purpose of Test: Showing compliance with 25.853 Vertical (12 sec.) Flammability Test
- 9) Sample Mounting Method: Vertically in a metal frame with the two long edges and the upper edge secured
- 10) Conditioning: 70°F and 50% RH for 24 hours

IV TEST RESULTS:

<i>Flame Application Time: 12 Seconds</i>				
	<u>Sample 1</u>	<u>Sample 2</u>	<u>Sample 3</u>	<u>Average</u>
After Flame Time (sec.)	2.00	0.00	0.00	0.67
Burn Length (in.)	0.19	0.13	0.18	0.17
Dripping Flaming Time (sec.)	0.00	0.00	0.00	0.00

Based upon the results shown above, the material met the passing criteria per the FAR 25.853 (12 sec.) vertical flammability specification.



Neil Schultz
Executive Director



Amirudin Rahim
Technical Director

**ASTM E662 TESTING
FOR
FORMLABS
ON
FR RESIN V1 3MM
VTEC #100-7571-2
TESTED: APRIL 12, 2023**



VTEC Laboratories Inc.

April 12, 2023

Client: Formlabs
35 Medford Street
Somerville, MA 02143

I. SCOPE:

This report contains the reference to the test method, purpose, limitations, description of materials, operating data, and test results.

II. TEST METHOD:

The test was conducted in accordance with ASTM Designation E-662, "Standard Test Method for Specific Optical Density of Smoke Generated by Solid Material".

III. PURPOSE:

The purpose of the test is to measure the smoke generated by solid materials and assemblies in thickness up to and including one inch. The test is based on the attenuation of a light beam by smoke accumulating within a closed chamber. Both non-flaming and flaming exposures are conducted. Results are expressed in terms of specific optical density, which is derived from measuring optical density (absorbance).

IV. DISCLAIMER:

This is a factual report of the results obtained from the laboratory tests of sample products. The results may be applied only to the products tested and should not be construed as applicable to other similar products of the manufacturer. The report is not a recommendation or a disapprobation by VTEC Laboratories Inc. of the material tested. While this report may be used for obtaining product acceptance, it may not be used in advertising.

NOTICE: VTEC Laboratories Inc. will not be liable for any loss or damage resulting from the use of the data in this report, in excess of the invoice. This report pertains to the sample tested only. Such report shall not be interpreted to be a warranty, either expressed or implied as to the suitability of fitness of said sample for such uses or applications, as the party contracting for the report may apply such sample.

TEST DATA: LIGHT TRANSMITTANCE

TEST:	NON-FLAMING			FLAMING		
Time (min.)	Test #1	Test #2	Test#3	Test#4	Test#5	Test#6
0.0	100.00%	100.00%	100.00%	100.00%	100.00%	100.00%
0.5	99.94%	99.94%	100.00%	100.00%	102.37%	97.45%
1.0	100.00%	102.43%	97.69%	100.00%	90.22%	87.73%
1.5	100.00%	99.94%	97.74%	95.63%	59.38%	63.49%
2.0	100.00%	102.43%	97.69%	73.33%	10.01%	24.70%
2.5	95.75%	100.24%	97.69%	37.25%	1.23%	5.38%
3.0	85.42%	95.14%	93.00%	8.04%	0.26%	1.48%
3.5	63.49%	80.90%	78.58%	0.98%	0.98%	0.26%
4.0	47.63%	64.41%	61.96%	0.26%	1.23%	1.04%
4.5	29.67%	49.09%	46.84%	0.98%	1.48%	0.98%
5.0	20.87%	37.08%	33.77%	0.95%	1.24%	1.23%
5.5	13.17%	25.48%	25.70%	1.23%	0.98%	0.98%
6.0	7.70%	18.07%	17.66%	0.98%	1.48%	0.75%
6.5	6.60%	12.54%	12.86%	1.48%	1.48%	0.98%
7.0	6.32%	9.80%	10.41%	1.48%	0.98%	1.06%
7.5	3.68%	7.85%	7.86%	1.48%	0.75%	0.32%
8.0	3.19%	5.96%	6.45%	0.98%	0.75%	0.98%
8.5	2.70%	4.76%	5.50%	1.78%	0.86%	0.78%
9.0	2.21%	4.06%	4.58%	0.75%	0.75%	0.98%
9.5	2.21%	3.48%	4.57%	1.47%	0.98%	0.26%
10.0	1.55%	3.01%	3.87%	0.98%	0.75%	0.75%
10.5	2.35%	2.87%	5.01%	0.98%	0.98%	0.73%
11.0	1.62%	2.64%	3.12%	0.75%	0.50%	0.50%
11.5	1.48%	2.55%	3.12%	0.75%	0.50%	0.26%
12.0	1.59%	1.69%	2.64%	0.75%	0.34%	0.26%
12.5	1.23%	2.18%	2.64%	0.98%	0.35%	0.26%
13.0	1.96%	2.15%	2.80%	0.98%	0.71%	0.11%
13.5	1.25%	1.83%	2.15%	0.75%	0.20%	0.26%
14.0	1.28%	1.91%	2.64%	0.75%	0.25%	0.26%
14.5	0.83%	2.39%	2.52%	0.50%	0.26%	0.26%
15.0	1.23%	2.41%	1.86%	0.26%	0.86%	0.49%
15.5	0.81%	2.16%	2.15%	0.74%	0.03%	0.75%
16.0	1.48%	2.64%	2.15%	0.24%	0.72%	0.75%
16.5	0.98%	2.83%	2.41%	0.27%	0.77%	0.98%
17.0	1.48%	3.17%	2.15%	0.27%	0.98%	0.98%
17.5	1.49%	2.17%	2.15%	0.27%	0.65%	0.98%
18.0	1.07%	3.11%	2.64%	0.26%	0.82%	2.21%
18.5	1.96%	3.26%	3.31%	0.24%	0.98%	1.15%
19.0	1.39%	3.14%	2.16%	0.21%	0.69%	1.62%
19.5	1.96%	3.81%	2.99%	0.29%	1.71%	1.96%
20.0	2.21%	3.35%	3.35%	0.26%	1.48%	2.35%

DATE: 4/12/2023
PROJECT #: 100-7571-2
SUPPLIER: Formlabs
CONDITIONING: 140°F for 24 hours.
TEST ROOM TEMP: 76 ± 5°F
RELATIVE HUMIDITY: 50 ± 10 %
CHAMBER WALL TEMP: 95 ± 4°F
SPECIMEN MOUNTING: Standard
SPECIAL PREPARATION: None
SPECIMEN COMPOSITION: Homogeneous
SPECIMEN COLOR: Grey
SPECIMEN DESCRIPTION: FR Resin v1 3mm

SAMPLE #:	NON-FLAMING			FLAMING		
	1	2	3	4	5	6
Thickness (in):	0.1165	0.1165	0.1165	0.1165	0.1165	0.1165
Weight (g):	21.86	21.71	22.09	21.79	21.52	21.82
Tmin (%):	0.81%	1.69%	1.86%	0.21%	0.03%	0.11%
Dm (20.0 min.):	276.22	233.91	228.50	354.41	464.30	390.87
T (clear):	91.80%	79.54%	76.97%	54.45%	54.50%	58.63%
Dc (clear):	4.91	13.12	15.00	34.84	34.79	30.61
Dm (corr):	271.31	220.78	213.50	319.57	429.51	360.27
Ds (1.5 min.):	0.00	0.03	1.31	2.56	29.88	26.05
Ds (4.0 min.):	42.52	25.22	27.44	342.30	251.98	261.81
Color of smoke:	Grey	Grey	Grey	Grey	Grey	Grey

OBSERVATIONS:

During the flaming mode, the samples ignited at 0m06s and burned until 8m57s.

OPTICAL DENSITY TEST RESULT SUMMARY

	<u>NON-FLAMING</u>	<u>FLAMING</u>
Ds @ 1.5 min. (average):	0.4	19.5
Ds @ 4.0 min. (average):	31.7	285.4
Dm (average):	246.2	403.2
Dm(corr) (average):	235.2	369.8



Neil Schultz
Executive Director



Amirudin Rahim
Technical Director

**ASTM E662 TESTING
FOR
FORMLABS
ON
FR RESIN V1 5MM
VTEC #100-7571-1
TESTED: APRIL 12, 2023**



VTEC Laboratories Inc.

April 12, 2023

Client: Formlabs
35 Medford Street
Somerville, MA 02143

I. SCOPE:

This report contains the reference to the test method, purpose, limitations, description of materials, operating data, and test results.

II. TEST METHOD:

The test was conducted in accordance with ASTM Designation E-662, "Standard Test Method for Specific Optical Density of Smoke Generated by Solid Material".

III. PURPOSE:

The purpose of the test is to measure the smoke generated by solid materials and assemblies in thickness up to and including one inch. The test is based on the attenuation of a light beam by smoke accumulating within a closed chamber. Both non-flaming and flaming exposures are conducted. Results are expressed in terms of specific optical density, which is derived from measuring optical density (absorbance).

IV. DISCLAIMER:

This is a factual report of the results obtained from the laboratory tests of sample products. The results may be applied only to the products tested and should not be construed as applicable to other similar products of the manufacturer. The report is not a recommendation or a disapprobation by VTEC Laboratories Inc. of the material tested. While this report may be used for obtaining product acceptance, it may not be used in advertising.

NOTICE: VTEC Laboratories Inc. will not be liable for any loss or damage resulting from the use of the data in this report, in excess of the invoice. This report pertains to the sample tested only. Such report shall not be interpreted to be a warranty, either expressed or implied as to the suitability of fitness of said sample for such uses or applications, as the party contracting for the report may apply such sample.

TEST DATA: LIGHT TRANSMITTANCE

TEST: Time (min.)	NON-FLAMING			FLAMING		
	Test #1	Test #2	Test#3	Test#4	Test#5	Test#6
0.0	100.00%	100.00%	100.00%	100.00%	100.00%	100.00%
0.5	100.00%	97.73%	99.28%	97.79%	97.69%	100.00%
1.0	100.00%	97.73%	97.73%	95.36%	97.69%	98.84%
1.5	100.00%	97.68%	97.68%	88.73%	95.07%	91.14%
2.0	100.00%	97.68%	97.68%	72.65%	77.81%	78.98%
2.5	100.00%	97.68%	95.57%	51.09%	60.19%	62.88%
3.0	98.17%	97.68%	95.57%	36.53%	36.75%	41.75%
3.5	97.68%	95.57%	93.30%	23.51%	21.10%	26.86%
4.0	95.57%	93.30%	93.25%	13.43%	12.26%	15.78%
4.5	88.99%	86.72%	86.72%	9.99%	7.03%	7.90%
5.0	78.03%	75.54%	75.48%	6.20%	4.00%	5.00%
5.5	64.53%	62.26%	60.54%	3.20%	3.27%	2.80%
6.0	47.70%	49.06%	47.92%	2.29%	1.27%	0.94%
6.5	37.04%	37.48%	38.14%	1.04%	1.01%	0.24%
7.0	26.07%	27.52%	29.95%	0.70%	0.55%	0.51%
7.5	18.42%	19.17%	23.77%	0.24%	0.71%	0.24%
8.0	13.55%	13.76%	18.42%	0.67%	0.26%	0.19%
8.5	10.45%	11.10%	14.39%	0.24%	0.27%	0.16%
9.0	7.26%	8.67%	11.54%	0.92%	0.77%	0.24%
9.5	6.45%	7.33%	9.77%	1.10%	0.26%	0.47%
10.0	5.78%	6.85%	7.82%	0.96%	0.26%	0.72%
10.5	5.12%	5.79%	6.67%	1.38%	0.46%	0.94%
11.0	4.72%	6.45%	6.12%	1.38%	0.26%	0.94%
11.5	4.79%	5.33%	4.45%	1.38%	0.51%	0.94%
12.0	4.23%	4.83%	4.23%	1.25%	0.77%	0.94%
12.5	4.23%	5.12%	4.00%	1.38%	0.33%	0.93%
13.0	4.57%	5.03%	3.55%	1.38%	0.91%	0.93%
13.5	4.23%	4.23%	3.60%	1.38%	0.74%	0.94%
14.0	4.32%	4.23%	3.12%	0.92%	0.77%	0.71%
14.5	3.62%	4.01%	2.91%	1.37%	0.51%	0.71%
15.0	3.79%	3.53%	3.00%	1.15%	0.73%	0.90%
15.5	4.01%	3.55%	2.71%	1.15%	0.50%	1.13%
16.0	3.79%	3.13%	2.00%	0.91%	0.75%	0.47%
16.5	4.23%	2.91%	2.47%	1.00%	0.26%	0.71%
17.0	3.97%	2.46%	2.65%	1.15%	0.26%	0.71%
17.5	3.88%	2.46%	2.91%	1.15%	0.77%	0.38%
18.0	3.77%	3.55%	3.13%	1.19%	0.16%	0.24%
18.5	4.01%	2.99%	3.55%	1.13%	0.26%	0.31%
19.0	4.01%	2.09%	2.87%	1.16%	0.96%	0.40%
19.5	3.55%	2.46%	3.35%	1.38%	0.77%	0.21%
20.0	3.60%	2.23%	3.12%	0.92%	0.26%	0.50%

DATE: 4/12/2023
PROJECT #: 100-7571-1
SUPPLIER: Formlabs
CONDITIONING: 140°F for 24 hours.
TEST ROOM TEMP: 76 ± 5°F
RELATIVE HUMIDITY: 50 ± 10 %
CHAMBER WALL TEMP: 95 ± 4°F
SPECIMEN MOUNTING: Standard
SPECIAL PREPARATION: None
SPECIMEN COMPOSITION: Homogeneous
SPECIMEN COLOR: Grey
SPECIMEN DESCRIPTION: FR Resin v1 5mm

SAMPLE #:	NON-FLAMING			FLAMING		
	1	2	3	4	5	6
Thickness (in):	0.1970	0.1970	0.1970	0.1950	0.1965	0.1965
Weight (g):	36.43	36.44	36.30	36.34	36.19	36.71
Tmin (%):	3.55%	2.09%	2.00%	0.24%	0.16%	0.16%
Dm (20.0 min.):	191.32	221.69	224.33	346.33	368.31	370.38
T (clear):	88.77%	93.25%	88.77%	74.97%	84.48%	78.92%
Dc (clear):	6.83	4.01	6.83	16.51	9.67	13.57
Dm (corr):	184.49	217.68	217.50	329.82	358.64	356.81
Ds (1.5 min.):	0.00	1.35	1.35	6.85	2.90	5.32
Ds (4.0 min.):	2.60	3.97	4.01	115.11	120.33	105.85
Color of smoke:	Grey	Grey	Grey	Grey	Grey	Grey

OBSERVATIONS:

During the flaming mode, the samples ignited at 0m33s and burned until 11m44s.

OPTICAL DENSITY TEST RESULT SUMMARY

	<u>NON-FLAMING</u>	<u>FLAMING</u>
Ds @ 1.5 min. (average):	0.9	5.0
Ds @ 4.0 min. (average):	3.5	113.8
Dm (average):	212.4	361.7
Dm(corr) (average):	206.6	348.4



Neil Schultz
Executive Director



Amirudin Rahim
Technical Director

**BSS 7239
TOXIC GAS TESTING
FOR
FORMLABS
ON
FR RESIN V1 3MM
VTEC #100-7571-3
TESTED: APRIL 12, 2023**



VTEC Laboratories Inc.

April 12, 2023

Client: Formlabs
35 Medford Street
Somerville, MA 02143

Subject:

Measure amount of toxic gas generation per BSS 7239 specification.

Test Description:

The gas analysis was made after 4 minutes of exposure to 2.5 w/cm² in the flaming mode. Toxic gas was analyzed in accordance to BSS 7239 specification.

Disclaimer:

This test result alone does not assess the fire hazard of the material, or a product made from this material, under actual fire conditions. Consequently, the results of this test alone are not to be quoted in support of claims with respect to the fire hazard of the material or product under actual fire conditions. The results when used alone are only to be used for research and development, quality control and material specifications.

NOTICE: VTEC Laboratories Inc. will not be liable for any loss or damage resulting from the use of the data in this report, in excess of the invoice. This report pertains to the sample tested only. Such report shall not be interpreted to be a warranty, either expressed or implied as to the suitability of fitness of said sample for such uses or applications, as the party contracting for the report may apply such sample.

Material Tested:

DATE: 4/12/2023
 VTEC #: 100-7571-3
 PRODUCT DESCRIPTION: FR Resin v1 3mm
 SUPPLIER: Formlabs
 COLOR: Grey
 SPECIMEN COMPOSITION: Homogeneous
 AVERAGE THICKNESS: 0.1165 in.

Results:

	SPECIMEN #1	SPECIMEN #2		
Weight (g)	21.5	21.8		
	CORRECTED	CORRECTED	AVERAGE	STD. DEVIATION
GAS	PPM	PPM	PPM	PPM
CO	50	63	56	9
HCN	6	8	7	2
SO ₂	<1	<1	<1	<1
HCl	<1	<1	<1	<1
HF	<1	<1	<1	<1
(NO+NO ₂) NO _x	<1	<1	<1	<1



Neil Schultz
 Executive Director



Amirudin Rahim
 Technical Director



TEST REPORT

In Account With Formlabs Inc. 35 Medford St. Suite 201 Somerville, MA 02143	Date March 31, 2023	Page 1 of 2 Pages
	W.O. Number 76078	Test Report Number TR76078
		Received 03/13/2023

IDENTIFICATION: One (1) 3D printed plastic sample material was submitted for Outgas Testing in accordance with ASTM E595. The test sample was identified as follows:

1) FR Resin

SPECIFICATION : ASTM E595.

TESTING : Outgas Testing.

SUMMARY : The test results, reported herein, are submitted for customer evaluation.

Respectfully submitted,
PACIFIC TESTING LABORATORIES, INC.

Hans Shin
Laboratory Director

OUTGAS TESTING

REFERENCE:

ASTM E595.

REQUIREMENT:

ASTM E595, paragraph 1.5: The criteria used for the acceptance and rejection of materials shall be determined by the user and based upon specific component and system requirements. Historically, a total mass loss (TML) of 1.00% and collected volatile condensable material (CVCM) of 0.10% have been used as screening levels for rejection of spacecraft materials.

TEST METHOD:

The Outgas Test was performed in a vacuum environment of less than 5×10^{-5} torr according to ASTM E595, for a duration of 24 hours, at 125°C on three specimens per sample (unless otherwise noted). The TML, CVCM, and the amount of Water Vapor Recovered (WVR) were measured after the test and the average values reported.

RESULTS:

The following tables list the results of the testing:

Table 1. Average Outgas test results.

Sample	TML (%)	CVCM (%)	WVR (%)
FR Resin	0.87	<0.01	0.20

Table 2. Testing observation results (for information/reference only).

Sample	Visible Condensate (CVCM)	Percent Covered (CVCM)	Thin / Heavy (CVCM)	Opaque / Transparent (CVCM)	Interference Fringes (CVCM)	Colored Fringes (CVCM)	Appearance After Test (Sample)
FR Resin	No	0%	N/A	N/A	N/A	N/A	No change

REMARKS:

The test results, reported herein, are submitted for customer evaluation.